

INSTALLATION MANUAL

62140AE

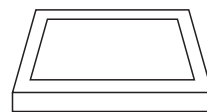
ecolight



80
CRI



600x600mm



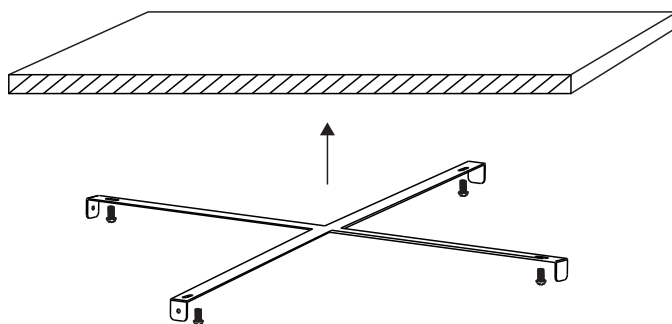
40mm

230V | SMD 2835 | 40W | IP40 | Aluminium

Complete with driver.

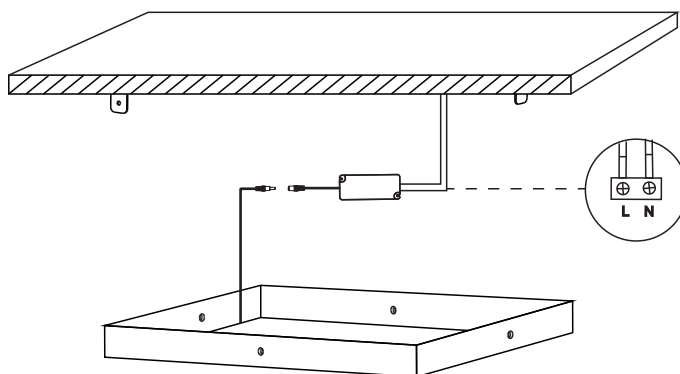
one
LIGHT

A



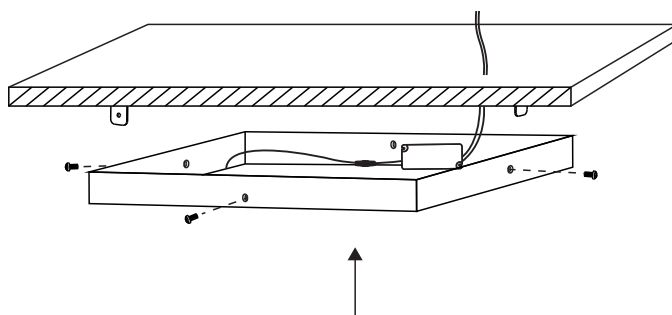
Fix bracket on ceiling.

B



Connect the driver to the power cable.

C



Place the frame on bracket and use screws to fix.

Warnings:

1. Make sure that the product is installed properly before connecting to electricity.
2. Do not cover the fitting.
3. Maintenance and installation should only be carried out by a professional electrician.