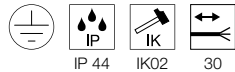
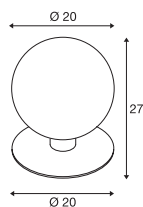




### GLOO PURE 27

Pole, E27

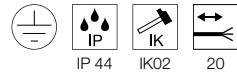
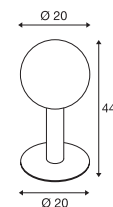


220-240V ~50/60Hz  
Material: Aluminium / Glas

- Offenes Kabelende

### GLOO PURE 44

Pole, E27

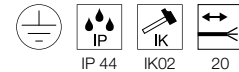
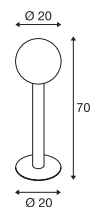


220-240V ~50/60Hz  
Material: Aluminium / Glas

- Offenes Kabelende

### GLOO PURE 70

Pole, E27



220-240V ~50/60Hz  
Material: Aluminium / Glas

- Offenes Kabelende



E27 <23W  
Ø: 4,8 cm L: 18 cm



LED E27 | 8W | 240°  
3000K | 870lm | EEK=E  
8kWh/1000h

Art. Nr. 1005289



■ Verbindungsbox IP68, 3-polig  
Art. Nr. 228730

■ Erdspieß

Art. Nr. 231234

Variante	Art. Nr.
1xE27	
■ anthrazit	1001999



E27 <23W  
Ø: 4,8 cm L: 18 cm



LED E27 | 8W | 240°  
3000K | 870lm | EEK=E  
8kWh/1000h

Art. Nr. 1005289



■ Verbindungsbox IP68, 3-polig  
Art. Nr. 228730

■ Erdspieß

Art. Nr. 231234

Variante	Art. Nr.
1xE27	
■ anthrazit	1002000



E27 <23W  
Ø: 4,8 cm L: 18 cm



LED E27 | 8W | 240°  
4000K | 880lm | EEK=E  
8kWh/1000h

Art. Nr. 1005290



■ Verbindungsbox IP68, 3-polig  
Art. Nr. 228730

■ Erdspieß

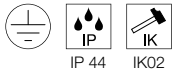
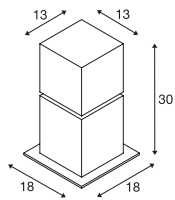
Art. Nr. 231234

Variante	Art. Nr.
1xE27	
■ anthrazit	1002001



### SQUARE POLE 30

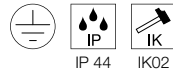
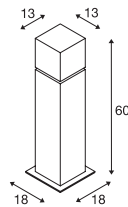
Pole, E27



220-240V ~50/60Hz  
Material: Edelstahl 304

### SQUARE POLE 60

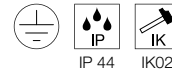
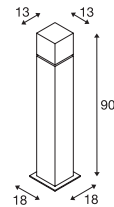
Pole, E27



220-240V ~50/60Hz  
Material: Edelstahl 304

### SQUARE POLE 90

Pole, E27



220-240V ~50/60Hz  
Material: Edelstahl 304



E27 <20W  
Ø: 6 cm L: 15 cm



LED E27 | 9W | 220°  
2700K | 800lm | EEK=F  
9kWh/1000h



Art. Nr. 1005301



■ Verbindungsbox IP68, 3-polig  
Art. Nr. 228730



■ Erdspieß  
Art. Nr. 231234



■ Betonanker  
Art. Nr. 1000343



Variante	Art. Nr.
1xE27	

■ edelstahl	1000344
-------------	---------



E27 <20W  
Ø: 6 cm L: 15 cm



LED E27 | 9W | 220°  
2700K | 800lm | EEK=F  
9kWh/1000h



Art. Nr. 1005301



■ Verbindungsbox IP68, 3-polig  
Art. Nr. 228730



■ Erdspieß  
Art. Nr. 231234



■ Betonanker  
Art. Nr. 1000343



Variante	Art. Nr.
1xE27	

■ edelstahl	1000345
-------------	---------



E27 <20W  
Ø: 6 cm L: 15 cm



LED E27 | 9W | 220°  
2700K | 800lm | EEK=F  
9kWh/1000h



Art. Nr. 1005301



■ Verbindungsbox IP68, 3-polig  
Art. Nr. 228730



■ Erdspieß  
Art. Nr. 231234



■ Betonanker  
Art. Nr. 1000343



Variante	Art. Nr.
1xE27	

■ edelstahl	1000346
-------------	---------