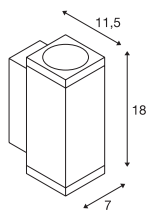
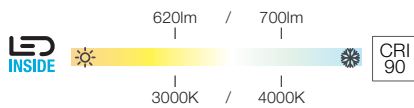

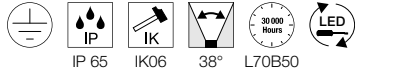
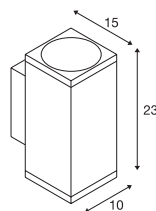
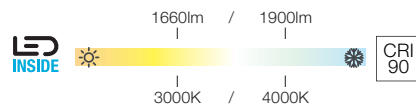

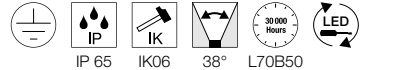
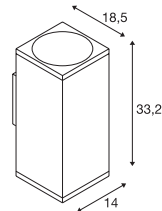
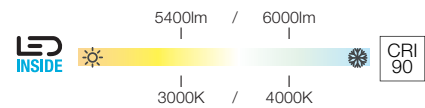


ENOLA SQUARE S  
UP/DOWN  
WL

220-240V ~50/60Hz | 350mA  
Systemleistung: 7.8W  
Material: Aluminium / Glas

ENOLA SQUARE M  
UP/DOWN  
WL

220-240V ~50/60Hz | 500mA  
Systemleistung: 20W  
Material: Aluminium / Glas

ENOLA SQUARE L  
UP/DOWN  
WL

220-240V ~50/60Hz | 700mA  
Systemleistung: 55W  
Material: Aluminium / Glas



Up/Down	310/350lm 3000/4000K	A → G E
---------	-------------------------	------------



■ Abstandshalter  
Art. Nr. 1002853  
■ Reflektor 60°  
Art. Nr. 1005262



Up/Down	830/950lm 3000/4000K	A → G E
---------	-------------------------	------------



■ Abstandshalter  
Art. Nr. 1002853  
■ Linse 19°  
Art. Nr. 1005205  
■ Linse asymmetrisch  
Art. Nr. 1005206  
■ Reflektor 60°  
Art. Nr. 1005207



Up/Down	2700/3000lm 3000/4000K	A → G E
---------	---------------------------	------------



■ Abstandshalter  
Art. Nr. 1002853  
■ Reflektor 60°  
Art. Nr. 1005263



## Variante Art. Nr.

Up: 310/350lm | 3000/4000K | CRI90  
Down: 310/350lm | CRI90  
■ anthrazit 1003418

## Variante Art. Nr.

Up: 830/950lm | 3000/4000K | CRI90  
Down: 830/950lm | 3000/4000K | CRI90  
■ anthrazit 1003419

## Variante Art. Nr.

Up: 2700/3000lm | 3000/4000K | CRI90  
Down: 2700/3000lm | CRI90  
■ anthrazit 1003438