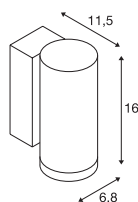
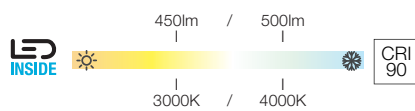

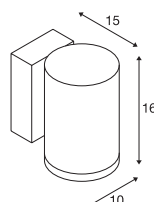
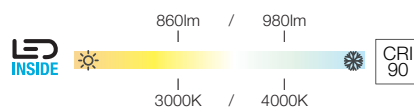
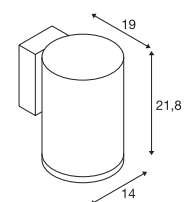
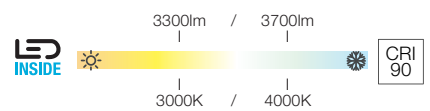


ENOLA ROUND S
WL, single

100-240V ~50/60Hz | 500mA
Systemleistung: 6W
Material: Aluminium / Glas

ENOLA ROUND M
WL, single

220-240V ~50/60Hz | 500mA
Systemleistung: 11W
Material: Aluminium / Glas

ENOLA ROUND L
WL, single

220-240V ~50/60Hz | 900mA
Systemleistung: 36W
Material: Aluminium / Glas



		A → G
1003422	450/500lm 3000/4000K	A ↑ G ↓ E



■ Abstandshalter Art. Nr. 1002853	
■ Reflektor 60° Art. Nr. 1005262	



		A → G
1003423	860/980lm 3000/4000K	A ↑ G ↓ E



■ Abstandshalter Art. Nr. 1002853	
■ Linse 19° Art. Nr. 1005205	
■ Linse asymmetrisch Art. Nr. 1005206	
■ Reflektor 60° Art. Nr. 1005207	



		A → G
1003440	3300/3700lm 3000/4000K	A ↑ G ↓ E

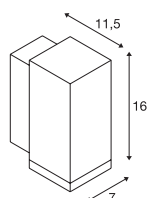
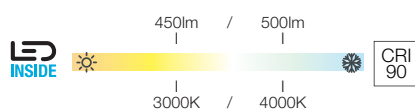


■ Abstandshalter Art. Nr. 1002853	
■ Reflektor 60° Art. Nr. 1005263	

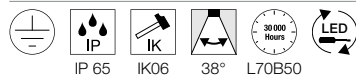
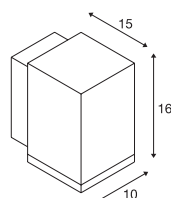
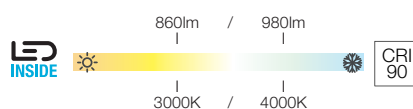
Variante	Art. Nr.
450/500lm 3000/4000K CRI90	
■ anthrazit	1003422

Variante	Art. Nr.
860/980lm 3000/4000K CRI90	
■ anthrazit	1003423

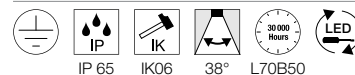
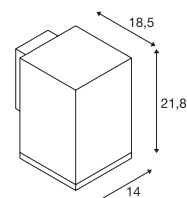
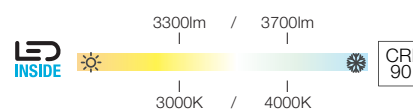
Variante	Art. Nr.
3300/3700lm 3000/4000K CRI90	
■ anthrazit	1003440

ENOLA SQUARE S
WL, single

100-240V ~50/60Hz | 500mA
Systemleistung: 6W
Material: Aluminium / Glas

ENOLA SQUARE M
WL, single

220-240V ~50/60Hz | 500mA
Systemleistung: 11W
Material: Aluminium / Glas

ENOLA SQUARE L
WL, single

220-240V ~50/60Hz | 900mA
Systemleistung: 36W
Material: Aluminium / Glas



		A → G
1003416	450/500lm 3000/4000K	A ↑ G ↓ E



■ Abstandshalter
Art. Nr. 1002853
■ Reflektor 60°
Art. Nr. 1005262



		A → G
1003417	860/980lm 3000/4000K	A ↑ G ↓ E



■ Abstandshalter
Art. Nr. 1002853
■ Linse 19°
Art. Nr. 1005205
■ Linse asymmetrisch
Art. Nr. 1005206
■ Reflektor 60°
Art. Nr. 1005207



		A → G
1003437	3300/3700lm 3000/4000K	A ↑ G ↓ E



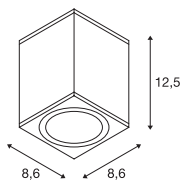
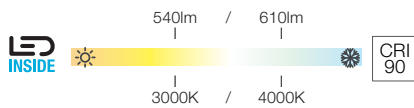

■ Abstandshalter
Art. Nr. 1002853
■ Reflektor 60°
Art. Nr. 1005263



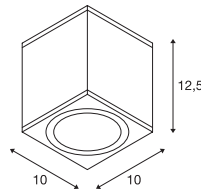
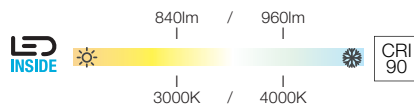
Variante	Art. Nr.
450/500lm 3000/4000K CRI90	
■ anthrazit	1003416

Variante	Art. Nr.
860/980lm 3000/4000K CRI90	
■ anthrazit	1003417

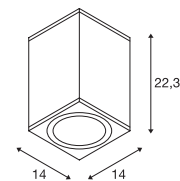
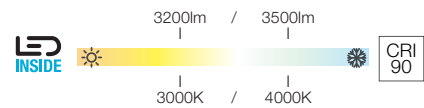
Variante	Art. Nr.
3300/3700lm 3000/4000K CRI90	
■ anthrazit	1003437

ENOLA SQUARE S
CL

220-240V ~50/60Hz | 500mA
Systemleistung: 9W
Material: Aluminium / Glas

ENOLA SQUARE M
CL

220-240V ~50/60Hz | 500mA
Systemleistung: 11W
Material: Aluminium / Glas

ENOLA SQUARE L
CL

220-240V ~50/60Hz | 900mA
Systemleistung: 36W
Material: Aluminium / Glas



1003420	540/610lm 3000/4000K	



1003421	840/960lm 3000/4000K	



1003439	3200/3500lm 3000/4000K	



■ Abstandshalter
Art. Nr. 1003479
■ Reflektor 60°
Art. Nr. 1005262



■ Abstandshalter
Art. Nr. 1003479
■ Linse 19°
Art. Nr. 1005205
■ Linse asymmetrisch
Art. Nr. 1005206
■ Reflektor 60°
Art. Nr. 1005207



■ Abstandshalter
Art. Nr. 1003479
■ Reflektor 60°
Art. Nr. 1005263



Variante	Art. Nr.
540/610lm 3000/4000K CRI90	
■ anthrazit	1003420

Variante	Art. Nr.
840/960lm 3000/4000K CRI90	
■ anthrazit	1003421

Variante	Art. Nr.
3200/3500lm 3000/4000K CRI90	
■ anthrazit	1003439