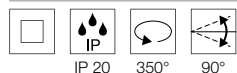
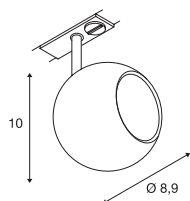



LIGHT EYE® 90

1Ph., QPAR51



230V ~50/60Hz
Material: Stahl



GU10 <50W



LED GU10 51mm | 4W | 36°
2700K | 270lm | EEK=G
4kWh/1000h

Art. Nr. 1004972


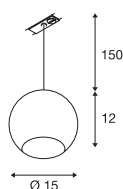



- Leuchtmittel Dekoring Ø 5,7 cm
Art. Nr. 151040
- Leuchtmittel Dekoring Ø 5,7 cm
Art. Nr. 151041
- Leuchtmittel Dekoring Ø 5,7 cm
Art. Nr. 151049

Variante	Art. Nr.
1xGU10	
■ schwarz/chrom	144010
1xGU10	
□ weiß/chrom	144011
1xGU10	
■ kupfer	144019

LIGHT EYE® 150

1Ph., PD, QPAR111



220-240V ~50/60Hz
Material: Stahl



GU10 <75W



QPAR111 | 12.5W | 30°
2700K | 950lm | EEK=F
13kWh/1000h

Art. Nr. 1005276

Variante	Art. Nr.
1xGU10	
■ schwarz/chrom	1000713
1xGU10	
□ weiß/chrom	143621
1xGU10	
■ chrom	143620

