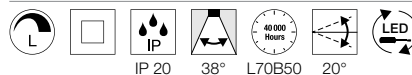
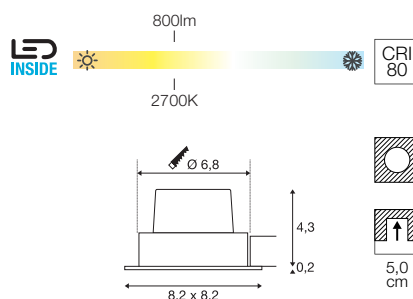




1003059 358



1003066 358

NEW TRIA 68
DL, eckig, PHASE

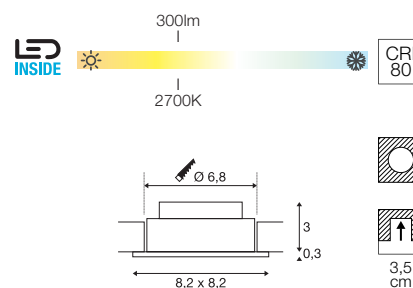
220-240V ~50/60Hz | 500mA
Systemleistung: 11W
Material: Aluminium

- Clipfedern und Blattfedern
- Materialstärke Einbaufäche: 20 mm



Art. Nr.	800lm 2700K	A → G
1003068, 1003069, 1003070		A → G E

Variante	Art. Nr.
800lm 2700K CRI80	
■ schwarz	1003068
□ weiß	1003069
800lm 2700K CRI80	
■ gebürstet aluminium	1003070

NEW TRIA 68
DL, eckig

100-240V ~50/60Hz | 350mA
Systemleistung: 5,3W
Material: Aluminium

- Clipfedern und Blattfedern
- Materialstärke Einbaufäche: 20 mm



Art. Nr.	300lm 2700K	A → G
1003062, 1003063, 1003064		A → G E

Variante	Art. Nr.
300lm 2700K CRI80	
■ schwarz	1003062
□ weiß	1003063
300lm 2700K CRI80	
■ gebürstet aluminium	1003064