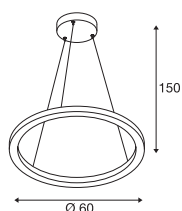
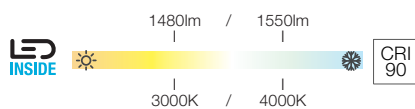

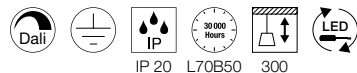
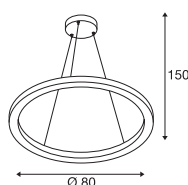
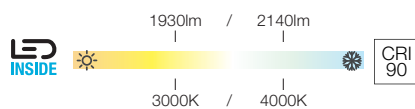


ONE 60
PD, DALI

220-240V ~50/60Hz | 600mA
Systemleistung: 24W
Material: Aluminium / Stahl

ONE 80
PD, DALI

220-240V ~50/60Hz | 800mA
Systemleistung: 32W
Material: Aluminium / Stahl



		A → G
1002909, 1002910	1480/1550lm 3000/4000K	A G E

Variante	Art. Nr.
1480/1550lm 3000/4000K CRI90	
■ schwarz	1002909
1480/1550lm 3000/4000K CRI90	
□ weiß	1002910

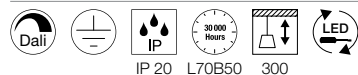
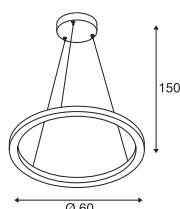
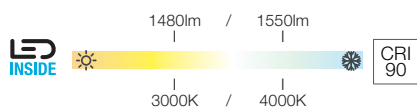



		A → G
1002911, 1002912	1930/2140lm 3000/4000K	A G E

Variante	Art. Nr.
1930/2140lm 3000/4000K CRI90	
■ schwarz	1002911
1930/2140lm 3000/4000K CRI90	
□ weiß	1002912

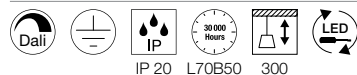
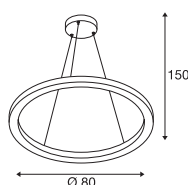
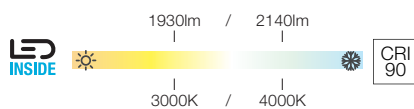



ONE 60 PD, DALI



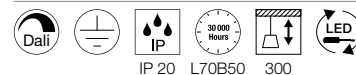
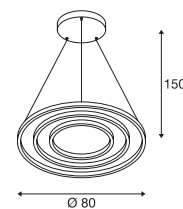
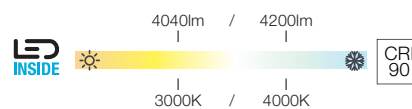
220-240V ~50/60Hz | 600mA
Systemleistung: 24W
Material: Aluminium / Stahl

ONE 80 PD, DALI



220-240V ~50/60Hz | 800mA
Systemleistung: 32W
Material: Aluminium / Stahl

ONE TRIPLE PD, DALI



220-240V ~50/60Hz | 1700mA
Systemleistung: 64W
Material: Aluminium / Stahl



Variante	Art. Nr.
1480/1550lm 3000/4000K CRI90 ■ schwarz	1002909
1480/1550lm 3000/4000K CRI90 □ weiß	1002910



Variante	Art. Nr.
1930/2140lm 3000/4000K CRI90 ■ schwarz	1002911
1930/2140lm 3000/4000K CRI90 □ weiß	1002912



Variante	Art. Nr.
4040/4200lm 3000/4000K CRI90 ■ schwarz	1002913
4040/4200lm 3000/4000K CRI90 □ weiß	1002914

Variante	Art. Nr.
1480/1550lm 3000/4000K CRI90 ■ schwarz	1002909
1480/1550lm 3000/4000K CRI90 □ weiß	1002910

Variante	Art. Nr.
1930/2140lm 3000/4000K CRI90 ■ schwarz	1002911
1930/2140lm 3000/4000K CRI90 □ weiß	1002912

Variante	Art. Nr.
4040/4200lm 3000/4000K CRI90 ■ schwarz	1002913
4040/4200lm 3000/4000K CRI90 □ weiß	1002914