
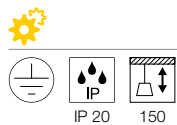
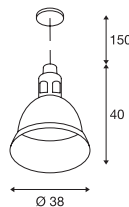


PARA 380 **PD, E27**



SOCKET INSIDE **<20 W**



220-240V ~50/60Hz
Material: Aluminium

E27 <20W

LED E27 | 13,2W | 220°
2700K | 1300lm | EEK=F
13kWh/1000h

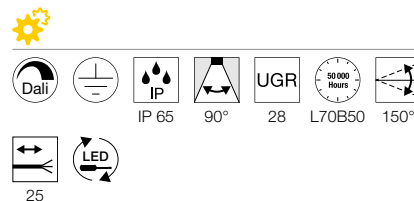
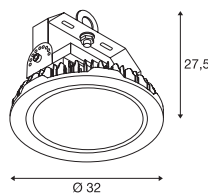
Art. Nr. 1005302

Variante	Art. Nr.
1xE27	
schwarz	165359
1xE27	
aluminium	165358

PARA FLAC **PD/CL, DALI**



LED INSIDE **CRI 80**



220-240V ~50/60Hz | 1600mA
Systemleistung: 104W
Material: Aluminium / Polycarbonat (PC)


- Produkt wird ohne Kette geliefert und kann mit handelsüblichen Ketten abgedelt werden
- Offenes Kabelende

1003107	12800lm 4000K	A → G E

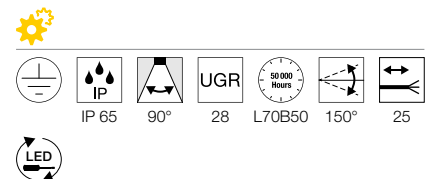
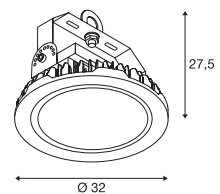
	Verbindungsbox IP68, 3-polig Art. Nr. 228730	
	Reflektor Art. Nr. 1000918	
	Reflektor Art. Nr. 1001691	
	Reflektor Abdeckung Art. Nr. 1001692	

Variante	Art. Nr.
12800lm 4000K CRI80	
schwarz	1003107

PARA FLAC **PD/CL**



LED INSIDE **CRI 80**



220-240V ~50/60Hz | 1600mA
Systemleistung: 100W
Material: Aluminium / Polycarbonat (PC)

- Produkt wird ohne Kette geliefert und kann mit handelsüblichen Ketten abgedelt werden
- Offenes Kabelende

1000827	12800lm 4000K	A → G E

	Verbindungsbox IP68, 3-polig Art. Nr. 228730	
	Reflektor Art. Nr. 1000918	
	Reflektor Art. Nr. 1001691	
	Reflektor Abdeckung Art. Nr. 1001692	

Variante	Art. Nr.
12800lm 4000K CRI80	
schwarz	1000827