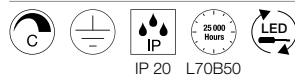
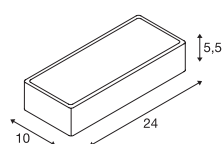

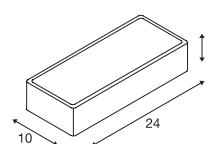


WL 149
WL, PHASE

220-240V ~50/60Hz | 350mA
Systemleistung: 14W
Material: Stahl / Glas

WL 149
WL, QT-DE12

220-240V ~50/60Hz
Material: Stahl / Glas



149511	1050lm 3000K	



R7s 78mm <60W



LED R7s | 9W | 330°
3000K | 1050lm | EEK=E
9kWh/1000h



Art. Nr. 1005287

Variante	Art. Nr.
1050lm 3000K CRI80 □ weiß	149511

Variante	Art. Nr.
R7s 78mm □ weiß	149471