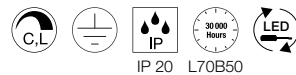
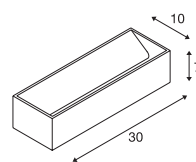
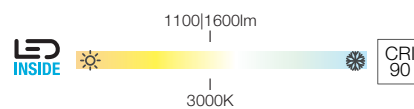
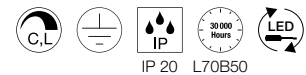
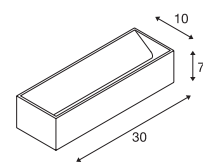
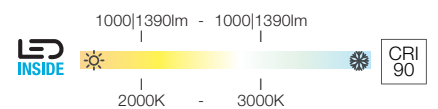




1002928 197

LOGS IN L  
WL, PHASE

220-240V ~50/60Hz | 500mA  
Systemleistung: 18W  
Material: Aluminium

LOGS IN L  
WL, PHASE

220-240V ~50/60Hz | 500mA  
Systemleistung: 21W  
Material: Aluminium



		A → G
1002842, 1002843, 1002844	1100lm   1600lm 3000K	A → E

Variante	Art. Nr.
1100lm   3000K   CRI90	
■ schwarz / gold	1002842
1600lm   3000K   CRI90	
□ weiß	1002844
1600lm   3000K   CRI90	
■ aluminium / weiß	1002843



		A → G
1002928, 1002929, 1002930	1000lm   1390lm 2000-3000K	A → F

Variante	Art. Nr.
1000lm   2000-3000K   CRI90	
■ schwarz / gold	1002928
1390lm   2000-3000K   CRI90	
□ weiß	1002929
1390lm   2000-3000K   CRI90	
■ aluminium / weiß	1002930