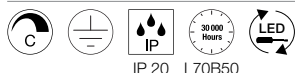
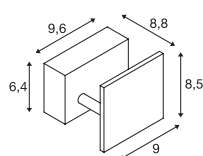
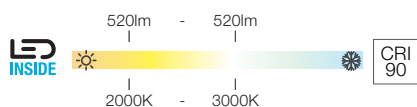




# **MANA** WL, Basis, PHASE



220-240V ~50/60Hz | 350mA  
 Systemleistung: 8,3W  
 Material: Aluminium / Stahl

# **MANA** Schirm



L: 12 cm H: 10 cm T: 9,0 cm  
 Material: Holz / Aluminium

- passend nur zu 1000613

Variante	Art. Nr.
Holz   grau / braun	<b>1000616</b>
Aluminium   weiß	<b>1000618</b>
Aluminium   aluminium	<b>1000619</b>

# **MANA** Schirm



B: 13,6 cm H: 10 cm T: 9,5 cm  
 Material: Gips / Stahl


- passend nur zu 1000613



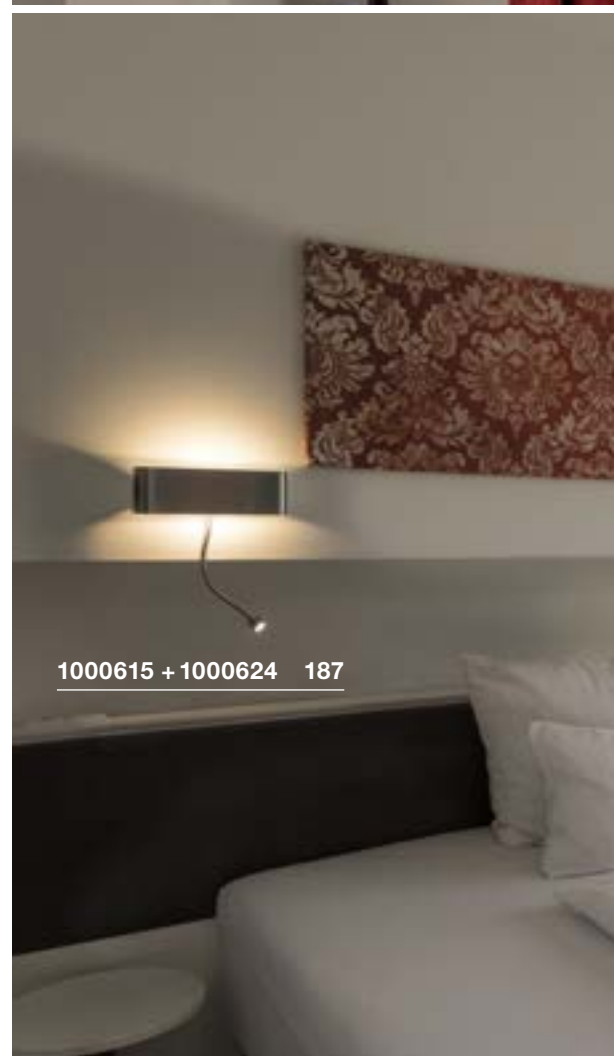
1000613	520lm 2000-3000K	

Variante	Art. Nr.
520lm   2000-3000K   CRI90 □ weiß	<b>1000613</b>

Variante	Art. Nr.
□ weiß	<b>1000824</b>



**1000613 + 1000824 186**



**1000615 + 1000624 187**