

# INSTALLATION MANUAL

10120FD

LED  
BUILT IN



DARK  
LIGHT

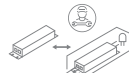


175mm

65mm

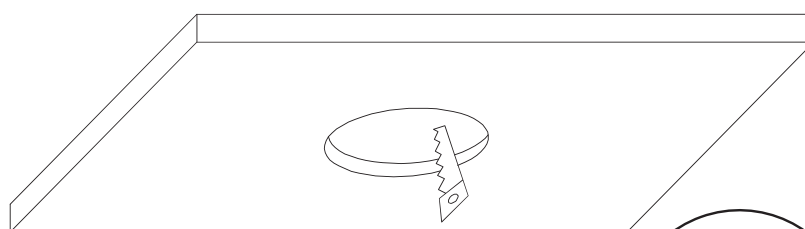
230V | SMD LED | 20W | IP65 | Die cast  
Complete with 500mA driver.

90  
CRI



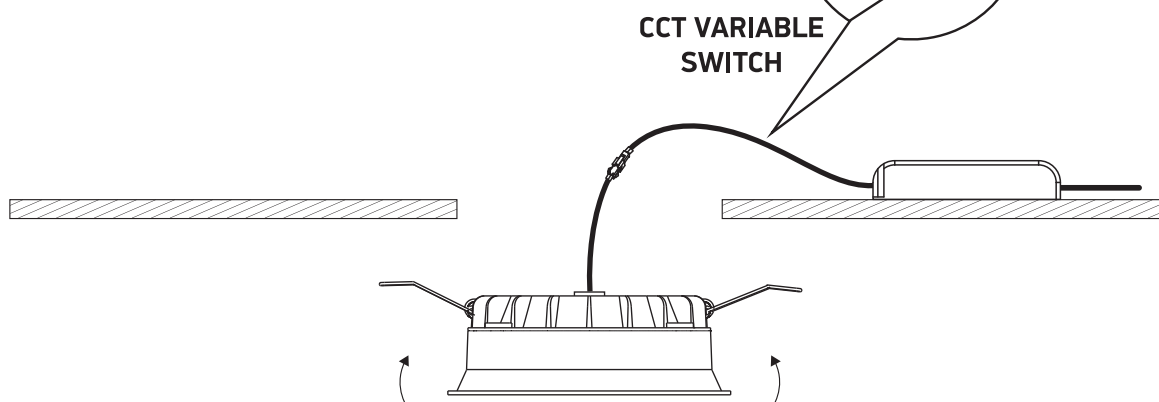
one  
LIGHT

A

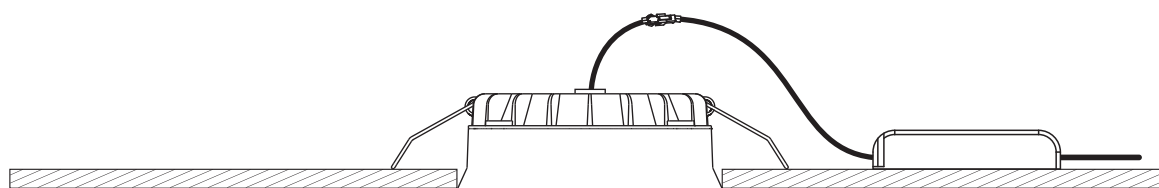


CUTOUT HOLE: 166mm

B



C



## Warnings:

1. Make sure that the product is installed properly before connecting to electricity.
2. Do not cover the fitting.
3. Maintenance and installation should only be carried out by a professional electrician.